

A SilverLeaf Design LLC Company

KROY

Sign Systems

ACRYLIC DIRECTORY

Lightweight and non-illuminated, Acrylic Directories provide minimal sign intrusion and greater communication emphasis than standard wall directory systems.

Eye-catching messages, uniform color combinations and easy to read graphics are proven directory communicators that positively impact traffic flow, direction and orientation in any facility.

Acrylic Directories are uniquely designed and constructed for building lobbies and individual floors. Available in a variety of sizes, colors and column configurations, these directories are precision laser cut from non-glare acrylic and finished with subsurface color borders and message strip dividers. The Acrylic Directory faceplate is permanently bonded to an acrylic backer allowing for changeable message inserts, directory headers and orientation maps.

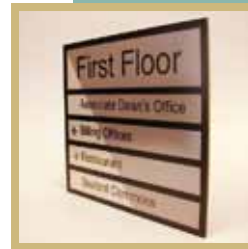
Available with a choice of radius or square corner profiles, each directory is provided with lettered or unlettered message inserts. Sign message inserts are easily updated using interchangeable polystyrene inserts or custom laminate inserts. Building tenants, departmental directions and general communiques are always kept current.

Design flexibility and functionality work hand in hand. Kroy's color matching process achieves any design or architectural specification requirement. Select single, double or multiple column directory configurations to achieve sign objectives. A variety of colors, graphics and typestyle selections are also available. Acrylic Directories offer visibility and communication designs that are ideal for any building.

For more information on this or other Kroy Sign products, call 1-800-950-5769, send us an email or visit us on the web.

signs@kroysignsystems.com • www.kroysignsystems.com

Quality



Service



Innovation



Esthetics



ACRYLIC DIRECTORY

Specification Data

1 Frame

(1a) 1/16" non glare clear acrylic lens applied to a (1b) 1/8" black gloss acrylic backplate with 1/16" thick foam adhesive to create changeable directory insert slots. Available in square or radius corner.

2 Insert

.020" thick polystyrene insert. Optional digitally printed color insert may replace polystyrene insert.

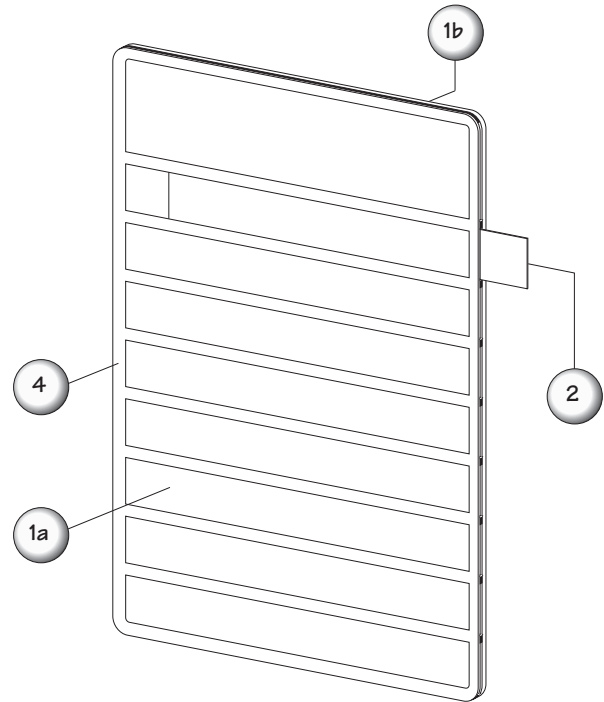
3 Graphics

Surface applied matte vinyl graphics.

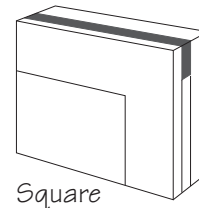
4 Colors

Frame color is a 3/8" subsurface finished border. Standard Kroy colors available for quick ship are black, grey, architectural grey, brown & beige. Custom colors are available to match customer specified color.

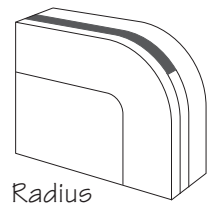
Inserts: Kroy's styrene insert colors from literature part #0090508 or finished to match customer specified color.



Corner Profile

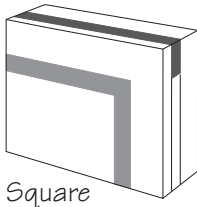


Square

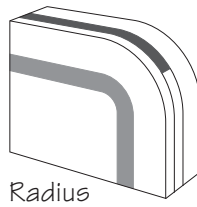


Radius

Option Double Border



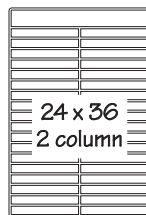
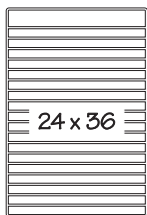
Square



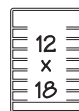
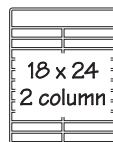
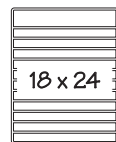
Radius

Insert Capacity

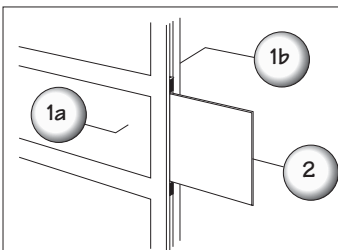
Insert (h)	24 x 36	24 x 36 2 column	18 x 24	18 x 24 2 column	12 x 18
1"	27	54	17	34	12
1.5"	18	36	11	22	8
2"	14	28	8	16	6



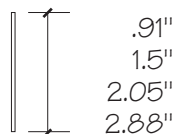
Standard Kroy Sizes and Styles



- High impact acrylic frames are resistant to vandalism.
- Interchangeable styrene, laminate or digitally printed inserts provide quick, simple and inexpensive sign updates.
- Available in square and radius corner profiles. Custom shapes and sizes available upon request.
- Precision laser cut panels provide accurate cuts and polished sign edges.
- 3" Directory header standard. Add a logo to enhance company identity.



Directory Inserts



.91"
1.5"
2.05"
2.88"

Summary: 2010 ADA Standards for Accessible Design

Signs must conform to rule 1 for identification signs concerning non-glare finish and contrast. Signs cannot be constructed of shiny metals, highly polished woods, or shiny plastics. They cannot utilize high gloss paints or vinyls. Both upper and lower case characters can be used. Character height must conform to the distance from which they are to be viewed.