



SIGN POSTS

For a distinctive design with extraordinary beauty, Kroy Sign Posts are the perfect choice. Sign panel options include crystal clear acrylic, changeable inserts and ADA Braille plates, mounted with satin aluminum sign posts. These signs definitely make a statement. They provide unique design elements while serving to inform, identify or direct.

Sign Posts offer versatility and almost limitless possibilities. They can be mounted to virtually any backdrop, producing personalized and stunning three-dimensional effects. Acrylic faceplates or sign inserts can be etched, screenprinted or vinyl lettered with desired logos, designs and text. Optional accents such as stainless steel rods, digital graphics or wood accents can be matched to architectural specifications. Changeable directories can be created with individual acrylic strips.

These stylish signs are available in custom or stock sizes. Satin aluminum sign posts measure 5/8" in diameter and hold message panels from 1/8" to 3/8" thick. Corners may be square, radius or custom. Edges can be polished radius, square, chamfer or beveled. Custom colors are achieved with Kroy Sign's advanced color matching system.

Americans with Disabilities Act (ADA) compliance is readily attained with Braille sign panels. Kroy Sign Systems utilizes an advanced photopolymer or clear raster Braille process to achieve raised graphics, text and Grade II Braille. Specifications conform to regulations and match customer requirements.

For more information on this sign or other Kroy Sign products, call 1-800-950-5769, send us an e-mail or visit us on the web.

signs@kroysignsystems.com • www.kroysignsystems.com

Quality



Service



Innovation



Esthetics



SIGN POSTS


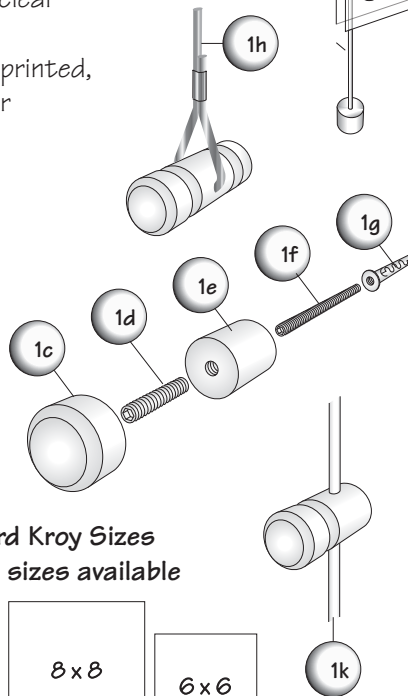
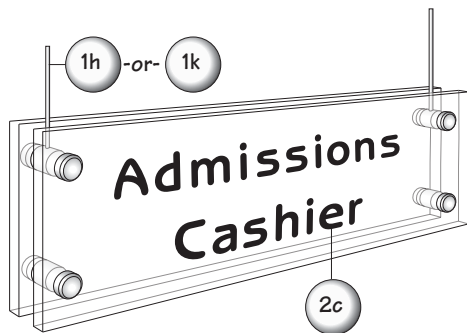
Specification Data

1 Materials

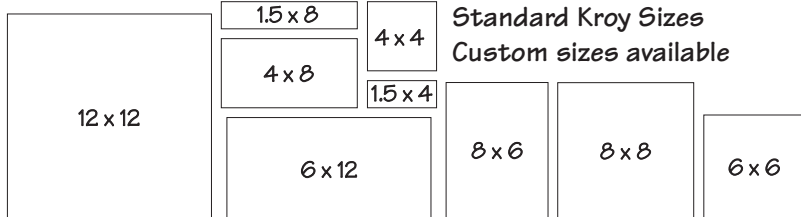
- (1a) 5/8" satin aluminum sign post.
- (1b) Sign panel is fabricated from 1/8" to 3/8" thick clear acrylic photopolymer, clear or tinted acrylic, surface painted expanded PVC or other materials as specified by designer.
- (1c) 5/8" x 3/16" satin aluminum post cap.
- (1d) 10/32 x 1/2" threaded cap stud.
- (1e) 5/8" x 1/2" satin aluminum post barrel.
- (1f) 10/32 x 1-1/4" threaded installation stud.
- (1g) 1/4" plastic wall anchor.
- (1h) 1/16", 7 x 7 strand stainless steel wire rope (optional).
- (1k) 3/16" precision ground stainless steel rod (optional).

2 Graphics

- (2a) 1/32" raised pictogram and text. Color is surface hotstamped, screen printed or permanently bonded solid color engraving stock.
- (2b) 1/32" raised photopolymer or clear Raster™ Grade II Braille.
- (2c) Surface or subsurface screenprinted, applied vinyl, digital graphic or laser cut dimensional letters.



- Raised tactile text and Grade II Braille complies with (ADAAG) Americans with Disabilities Act Architectural Guidelines.
- Available in radius, square, bevel or chamfer edge. Custom shapes and sizes available upon request.
- Add a screened or laser etched logo to strengthen company identity.
- Hotstamped or screen printed raised text and graphics achieve customer specifications.
- Laser cut panels provide accurate cuts and polished sign edges.



Summary: 2010 ADA Standards for Accessible Design

Letters and numerals shall be raised 1/32" upper case sans serif type and shall be accompanied with Grade II Braille. Raised characters shall be at least 5/8" high, but no higher than 2". Pictograms shall be accompanied by the equivalent verbal descriptions placed directly below the pictograms. The border dimensions for the pictogram shall only be 6" in height. The characters and background of sign shall be eggshell, matte or other non-glare finish. Characters and symbols shall contrast with their background - either light characters on a dark background or dark characters on a light background.